

POULTRY MEAT

AUGUST 2024

Slaughter (thous heads)

63.257 Aug 2024 489.400 Jan-Aug 2024 ▼ -1,1 %
Interannual Variation
Jan-Aug 2024 vs 2023

Production (thous tn)

199 Aug 2024 1.519 Jan-Aug 2024 ▲ 0,1 %
Interannual Variation
Jan-Aug 2024 vs 2023

Per Cápita Consumption– Moving average (kg/cap/year)

45,12 Aug 2024 ▼ -2,1 %
Interannual Variation
Jan-Aug 2024 vs 2023

Exports (thous tn)

12,53 Aug 2024 119,26 Jan-Aug 2024 ▲ 16,5 %
Interannual Variation
Jan-Aug 2024 vs 2023

Exports (thous U\$ FOB)

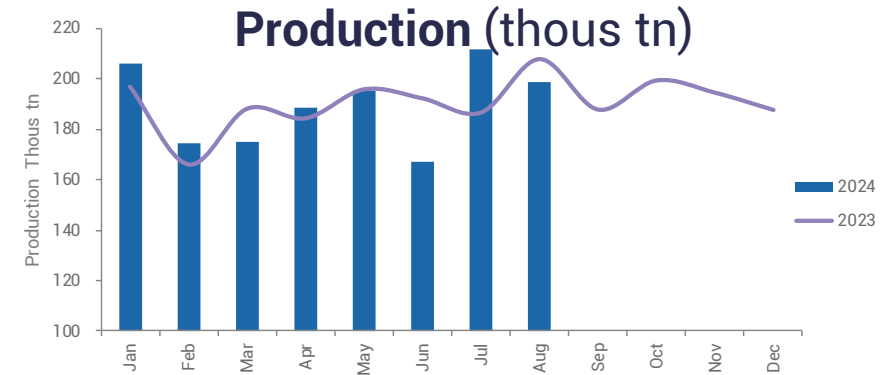
15.974 Aug 2024 143.193 Jan-Aug 2024 ▲ 18,8 %
Interannual Variation
Jan-Aug 2024 vs 2023

Imports (thous tn)

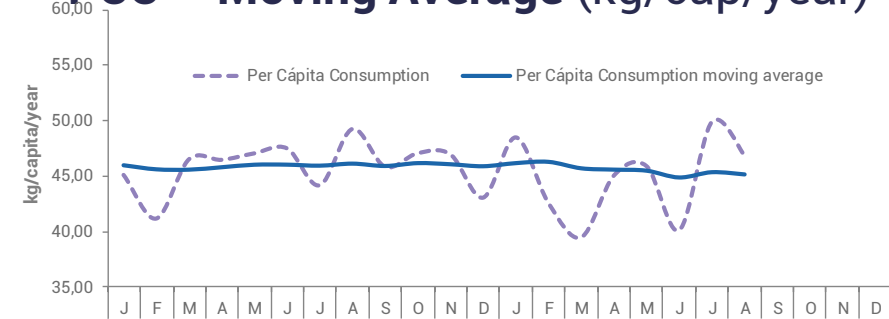
0,30 Aug 2024 3,58 Jan-Aug 2024 ▼ -12,5 %
Interannual Variation
Jan-Aug 2024 vs 2023

Imports (thous U\$ CIF)

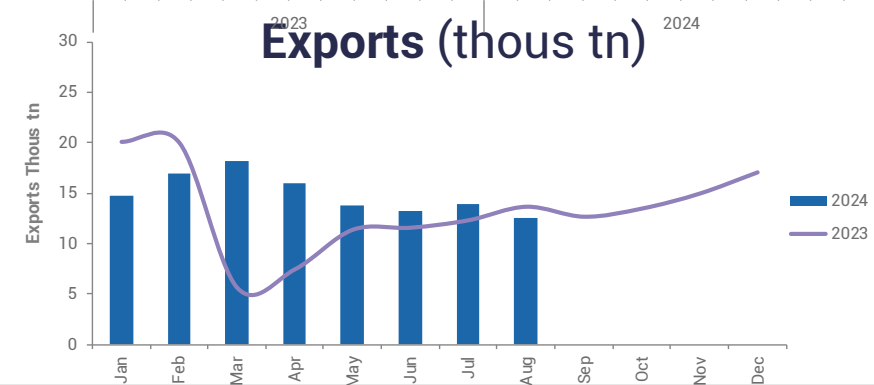
727 Aug 2024 5.848 Jan-Aug 2024 ▼ -48,2 %
Interannual Variation
Jan-Aug 2024 vs 2023



PCC – Moving Average (kg/cap/year)



Exports (thous tn)



[CALCULATION METHODOLOGY](#)

Source: prepared based on data from SENASA, INDEC y SSPAyF
Preliminary data



Secretaría de Agricultura,
Ganadería y Pesca